XINGFA TECHNOLOGY

HANGZHOU XINGFA TECHNOLOGY CO., LTD
HANGZHOU LAODE TRADING CO.,LTD
NO.159 YUNCHAO ROAD, LINAN, HANGZHOU, CHINA
TEL:0086-571-61077783 FAX:0086-571-63785516
Email: sales@xfcable.com info@xfcable.com
Web: www.xfcable.com

XINGFA TECHNOLOGY

2025
XINGFA PRODUCT INFORMATION

to become an outstanding cable manufacturer
to craft every meter of cable with excellence

FOR MORE INFORMATION PLEASE VISIT OUR WEBSITE
www.xfcable.com

to become an outstanding
cable manufacturer.
to craft every meter of cable
with excellence

COMPANY INTRODUCTION

Hangzhou Xingfa Technology Co., Ltd is a pioneer in the cable manufacturing industry. Established in 1996, our company has been at the forefront of innovation, dedicated to research, production, and sales of high-quality cables.

Located in the heart of Lin'an, Hangzhou, our headquarters span over 50,000 square meters, housing standardized manufacturing facilities and modern office spaces.

Our core product lines include network cables, security cables, coaxial cables and fire alarm cables, serving diverse industries such as telecommunications, electronics, and energy.

Quality and compliance are our top priorities. Our products are internationally certified, such as TUV, UL,ANATEL, ETL, CPR up to B2ca, CE, and RoHS certificates, and they meet the highest industry standards. We proudly export to the United States, Europe, South America, Asia and may others in the world.

At Xingfa, innovation drives us forward. Our team of over 40 experts in technology, research, and management ensures that we remain a leader in China's cable manufacturing industry.

With cutting-edge cable production equipment, we operate many production lines and have a very large production capacity. Our annual production capacity for network cables is 1,000,000 boxes, security and fire alarm cables are 250,000 kilometers, and coaxial cables are over 150,000 kilometers.

At Xingfa, our vision is to become an outstanding cable manufacturer. Our mission is to craft every meter of cable with excellence.We hope to work with you.

PRODUCT CERTIFICRTES

REACH CPR

STRUCTURE CABLING
LAN CABLE
S/FTP Shielded CAT 8

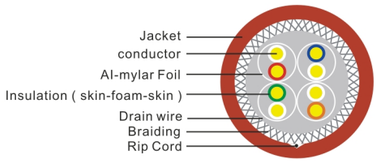

Description
-Conductor:22AWG Bare Solid Copper
-Insulation:SKIN-FOAM-SKIN PE
-Halogen Free or PVC Jacket available
-RoHS.REACH compliant

Standard
-UL/CSA Listed CM CMR
-ANSI/TIA-568-C.2-1
-ISO/IEC 11801

Application
-Suitable for structured premises cabling.
-For transmission of digital and analogue voice and data signals.
-Especially suitable for all Class FA applications.
-ISDN,Ethernet 10 Base-T,Fast Ethernet 100 Base-T, Gigabit Ethernet 1000Base-T,
-10G Base-T.(IEEE 802.3). The maximum reach for 25G BASE-T/40G BASE-T

Electrical Characteristics
-Impedance: 4~100MHz 100+/-15Ω ,
100~250MHz 100+/-22Ω ,
250~2000MHz 100+/-25Ω
-DC Resistance MAX. 2.4Ω/30M
-DC Resistance Unbalance:5%MAX.(pair-to-pair)
-Capacitance Unbalance(Pair to Ground):99pF/30m@1KHz MAX.
-Delay Skew:Max.13.5ns/30M

Conductor

Conductor	Solid Bare Copper 23AWG
Insulation	PE(Skin-Foam-Skin)
Total number of insulated conductors	8, twisted in 4 pairs
Color code	White-Blue/Blue,White-Orange/Orange White-Green/Green.White-Brown/Brown
Individual pair shield	aluminum foil,providing 100% coverage,foil face out
Overall shield	Tinned copper braid
Drain wire	Tinned copper

Order information

Item	Outer Jacket	Overall diameter(mm)
XF-SF-08-01	C,X	8.3±0. 3
XF-SF-08-02	CM	8.3±0. 3
XF-SF-08-03	CMR	8.3±0. 3
XF-SF-08-04	LSZH	8.3±0. 3
XF-SF-08-05	LDPE	8.3±0. 3
XF-SF-08-06	PVC	8.3±0. 3

Frequency	Insertion Loss	NEXT	PSNEXT	ACRF	PSACRF	RL	Delay
(Mhz)	MAX. (dB/100M)	MIN.(dB)	MIN.(dB)	MIN. (dB/100M)	MIN. (dB/100M)	(dB)	MAX. (dB/100M)
1	2.0	75.3	72.3	75.0	76.0	20.0	171.0
4	2.0	66.3	63.3	67.0	64.0	23.0	165.5
8	2.0	61.8	58.8	60.9	57.9	24.5	163.9
10	2.0	60.3	57.3	59.0	56.0	25.0	163.5
16	2.2	57.2	54.2	54.9	51.9	25.0	162.8
20	2.5	55.8	52.8	53.0	50.0	25.0	162.5
25	2.8	54.3	51.3	51.0	48.0	25.0	162.2
31.25	3.1	52.9	49.9	49.0	46.1	25.0	162.0
62.5	4.4	48.4	45.4	43.0	40.1	23.6	161.4
100	5.6	45.3	42.3	39.0	36.0	22.2	161.1
200	7.9	40.8	37.8	33.0	30.0	20.1	160.8
250	8.9	39.3	36.3	31.0	28.0	19.4	160.7
300	9.8	38.1	35.1	29.5	26.5	18.9	160.6
400	11.4	36.3	33.3	27.0	24.0	18.0	160.6
500	12.8	34.8	31.8	25.0	22.0	17.3	160.5
600	14.1	33.6	30.6	23.4	20.4	16.8	160.4
1000	18.6	30.3	27.3	19.0	16.0	15.2	160.3
1500	23.2	27.7	24.7	15.5	12.5	14.0	160.3
2000	27.2	25.8	22.8	13.0	10.0	13.1	160.2

Note：The above transmission performance for the 100M，20±2℃ under the conditions tested。

HANGZHOU XINGFA TECHNOLOGY CO., LTD

STRUCTURE CABLING
LAN CABLE
S/FTP Shielded CAT7A

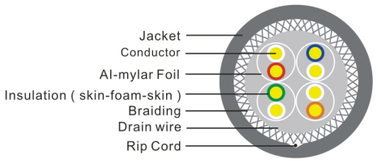

Standard
-IEC/ISO 61156-5
-ISO/IEC 11801
-EN50288

Application
-Suitable for structured premises cabling.
-For transmission of digital and analogue voice and data signals.
-Especially suitable for all Class FA applications.
-ISDN,Ethernet 10 Base-T,Fast Ethernet 100 Base-T Gigabit Ethernet 1000Base-T,10G Base-T.(IEEE 802.3).
-Token Ring4/16Mbit/s,TP-PMD/TP/DDI 125Mbit/s.ATM 155Mbit/s.(IEEE 802.5).

Electrical Characteristics
-Impedance:4-100MHz100±15(ohms).
100-200MHz 100±22(ohms).
200-1000MHz100±32(ohms).
-Max.Conductor DC Resistance 20°C:8.4(ohms/100m).
-Resistance unbalance (%):max 2.5.
-Pair-to-Ground Capacitance Unbalance:330(pF/100m).
-Transfer Impendance:Max10 mohms/m@100MHz.
-Coupling Attenuation:Min 80 dB.
-Installation temperature:0~50°C
-Operation temperature:-20~60°C

Conductor

Conductor	Solid Bare Copper 23AWG
Insulation	PE(Skin-Foam-Skin)
Total number of insulated conductors	8, twisted in 4 pairs
Color code	White-Blue/Blue,White-Orange/Orange White-Green/Green.White-Brown/Brown
Individual pair shield	aluminum foil,providing 100% coverage,foil face out
Overall shield	Tinned copper braid
Drain wire	Tinned copper

Order information

Item	Outer Jacket	Overall diameter(mm)
XF-SF-07A-01	CMX	8.0±0. 3
XF-SF-07A-02	CM	8.0±0. 3
XF-SF-07A-03	CMR	8.0±0. 3
XF-SF-07A-04	LSZH	8.0±0. 3
XF-SF-07A-05	LDPE	8.0±0. 3
XF-SF-07A-06	PVC	8.0±0. 3

Nominal Transmission Characteristics

Frequency	RL	IL	Propagation	Delay Skew	NEXT	PSNEXT	ELNEXT	PSENXT
(MH)z	(Min) (dB)	(Max) (dB/100m)	(Max) (ns/100m)	(Max) (ns/100m)	(Min) (dB)	(Min) (dB)	(Min) (dB/100m)	(Min) (dB/100m)
4	23.0	3.7	552	25	78.0	75.0	78.0	75.0
8	24.5	5.2	547	25	78.0	75.0	77.2	74.2
10	25.0	5.8	545	25	78.0	75.0	75.3	72.3
16	25.0	7.3	543	25	78.0	75.0	71.2	68.2
20	25.0	8.2	542	25	78.0	75.0	69.3	66.3
25	24.3	9.2	541	25	78.0	75.0	67.3	64.3
31.25	23.6	10.3	540	25	78.0	75.0	65.4	62.4
62.5	21.5	14.6	539	25	75.5	72.5	59.4	56.4
100	20.1	18.5	538	25	72.4	69.4	55.3	52.3
200	18.0	26.5	537	25	67.9	64.9	49.3	46.3
250	17.3	29.7	536	25	66.4	63.4	47.3	44.3
300	17.3	32.7	536	25	65.2	62.2	45.8	42.8
400	17.3	38.0	536	25	63.4	60.4	43.3	40.3
500	17.3	42.8	536	25	61.9	58.9	41.3	38.3
600	17.3	47.1	535	25	60.7	57.7	39.7	36.7
700	na	51.1	535	25	59.7	56.7	39.0	34.8
800	na	54.9	535	25	58.9	55.9	37.8	34.2
900	na	58.5	535	25	58.1	55.1	36.2	33.2
1000	na	61.9	535	25	57.4	54.4	35.3	32.3

Note：The above transmission performance for the 100M，20±2℃ under the conditions tested。

STRUCTURE CABLING
LAN CABLE
S/FTP Shielded CAT7



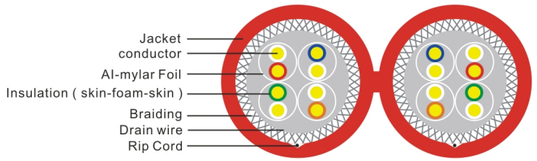

Standard
-IEC/ISO 61156-5
-ISO/IEC 11801
-EN50288

Application
-Suitable for structured premises cabling.
-For transmission of digital and analogue voice and data signals.
-Especially suitable for all Class F applications.
-ISDN,Ethernet 10 Base-T,Fast Ethernet 100 Base-T Gigabit Ethernet 1000Base-T,10G Base-T.(IEEE 802.3)
-Token Ring4/16Mbit/s,TP-PMD/TP/DDI 125Mbit/s.ATM 155Mbit/s.(IEEE 802.5).

Electrical Characteristics
-Impedance:4-100MHz100±15(ohms).
100-200MHz 100±22(ohms).
200-600MHz100±32(ohms).
-Max.Conductor DC Resistance 20°C:8.4(ohms/100m).
-Resistance unbalance (%):max 2.5.
-Pair-to-Ground Capacitance Unbalance:330(pF/100m).
-Transfer Impendance:Max10 mohms/m@100MHz.
-Coupling Attenuation:Min 80 dB.
-Installation temperature:0~50°C
-COperation temperature:-20~60°C

Conductor

Conductor	Solid Bare Copper 23AWG
Insulation	PE(Skin-Foam-Skin)
Total number of insulated conductors	2×8, twisted in 2×4 pairs
Color code	White-Blue/Blue,White-Orange/Orange White-Green/Green.White-Brown/Brown
Individual pair shield	aluminum foil,providing 100% coverage,foil face out
Overall shield	Tinned copper braid
Drain wire	Tinned copper

Order information

Item	Outer Jacket	Overall diameter(mm)
XF-SF-07-01	CMX	(8.0+8.5)±0. 3
XF-SF-07-02	CM	(8.0+8.5)±0. 3
XF-SF-07-03	CMR	(8.0+8.5)±0. 3
XF-SF-07-04	LSZH	(8.0+8.5)±0. 3
XF-SF-07-05	LDPE	(8.0+8.5)±0. 3
XF-SF-07-06	PVC	(8.0+8.5)±0. 3

Nominal Transmission Characteristics

Frequency	RL	IL	Propagation	Delay Skew	NEXT	PSNEXT	ELNEXT	PSENXT
(MH)z	(Min) (dB)	(Max) (dB/100m)	(Max) (ns/100m)	(Max) (ns/100m)	(Min) (dB)	(Min) (dB)	(Min) (dB/100m)	(Min) (dB/100m)
4	23.0	3.7	552	25	78.0	75.0	78.0	75.0
8	24.5	5.2	547	25	78.0	75.0	77.2	74.2
10	25.0	5.9	545	25	78.0	75.0	75.3	72.3
16	25.0	7.4	543	25	78.0	75.0	71.2	68.2
20	25.0	8.3	542	25	78.0	75.0	69.3	66.3
25	24.3	9.3	541	25	78.0	75.0	67.3	64.3
31.25	23.6	10.4	540	25	78.0	75.0	65.4	62.4
62.5	21.5	14.9	539	25	75.5	72.5	59.4	56.4
100	20.1	19. 0	538	25	72.4	69.4	55.3	52.3
200	18.0	27. 5	537	25	67.9	64.9	49.3	46.3
250	17.3	31. 0	536	25	66.4	63.4	47.3	44.3
300	17.3	34. 2	536	25	65.2	62.2	45.8	42.8
400	17.3	40. 0	536	25	63.4	60.4	43.3	40.3
500	17.3	45. 3	536	25	61.9	58.9	41.3	38.3
600	17.3	50. 1	535	25	60.7	57.7	39.7	36.7

Note：The above transmission performance for the 100M，20±2℃ under the conditions tested。

HANGZHOU XINGFA TECHNOLOGY CO., LTD

STRUCTURE CABLING
LAN CABLE
F/FTP Shielded CAT7

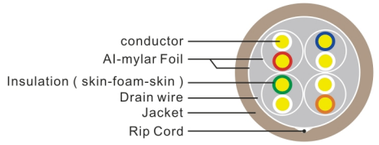

Standard
-IEC/ISO 61156-5
-ISO/IEC 11801
-EN50288

Application
-Suitable for structured premises cabling.
-For transmission of digital and analogue voice and data signals.
-Especially suitable for all Class F applications.
-ISDN,Ethernet 10 Base-T,Fast Ethernet 100 Base-T Gigabit Ethernet 1000Base-T,10G Base-T.(IEEE 802.3).
-Token Ring4/16Mbit/s,TP-PMD/TP/DDI 125Mbit/s.ATM 155Mbit/s.(IEEE 802.5).

Electrical Characteristics
-Impedance:4-100MHz100±15(ohms).
100-200MHz 100±22(ohms).
200-600MHz100±32(ohms).
-Max.Conductor DC Resistance 20°C:8.4(ohms/100m).
-Resistance unbalance (%):max 2.5.
-Pair-to-Ground Capacitance Unbalance:330(pF/100m).
-Transfer Impendance:Max10 mohms/m@100MHz.
-Coupling Attenuation:Min 80 dB.
-Installation temperature:0~50°C
-Operation temperature:-20~60°C

Conductor

Conductor	Solid Bare Copper 23AWG
Insulation	PE(Skin-Foam-Skin)
Total number of insulated conductors	8, twisted in 4 pairs
Color code	White-Blue/Blue,White-Orange/Orange White-Green/Green.White-Brown/Brown
Individual pair shield	aluminum foil,providing 100% coverage,foil face out
Overall shield	aluminum foil
Drain wire	Tinned copper

Order information

Item	Outer Jacket	Overall diameter(mm)
XF-FF-07-01	CMX	7.6±0. 3
XF-FF-07-02	CM	7.6±0. 3
XF-FF-07-03	CMR	7.6±0. 3
XF-FF-07-04	LSZH	7.6±0. 3
XF-FF-07-05	LDPE	7.6±0. 3
XF-FF-07-06	PVC	7.6±0. 3

Nominal Transmission Characteristics

Frequency	RL	IL	Propagation	Delay Skew	NEXT	PSNEXT	ELNEXT	PSENXT
(MH)z	(Min) (dB)	(Max) (dB/100m)	(Max) (ns/100m)	(Max) (ns/100m)	(Min) (dB)	(Min) (dB)	(Min) (dB/100m)	(Min) (dB/100m)
4	23.0	3.7	552	25	78.0	75.0	78.0	75.0
8	24.5	5.2	547	25	78.0	75.0	77.2	74.2
10	25.0	5.9	545	25	78.0	75.0	75.3	72.3
16	25.0	7.4	543	25	78.0	75.0	71.2	68.2
20	25.0	8.3	542	25	78.0	75.0	69.3	66.3
25	24.3	9.3	541	25	78.0	75.0	67.3	64.3
31.25	23.6	10.4	540	25	78.0	75.0	65.4	62.4
62.5	21.5	14.9	539	25	75.5	72.5	59.4	56.4
100	20.1	19.0	538	25	72.4	69.4	55.3	52.3
200	18.0	27.5	537	25	67.9	64.9	49.3	46.3
250	17.3	31.0	536	25	66.4	63.4	47.3	44.3
300	17.3	34.2	536	25	65.2	62.2	45.8	42.8
400	17.3	40.0	536	25	63.4	60.4	43.3	40.3
500	17.3	45.3	536	25	61.9	58.9	41.3	38.3
600	17.3	50.1	535	25	60.7	57.7	39.7	36.7

Note：The above transmission performance for the 100M，20±2℃ under the conditions tested。

STRUCTURE CABLING
LAN CABLE
U/FTP Shielded CAT6A

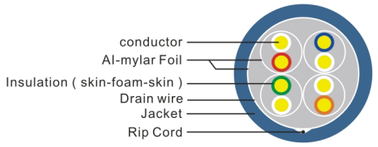

Standard
-IEC/ISO 61156-5
-ANSI/TIA568C.2
-ISO/IEC 11801

Application
-Suitable for structured premises cabling.
-For transmission of digital and analogue voice and data signals.
-Especially suitable for all Class EA applications.
-ISDN,Ethernet 10 Base-T,Fast Ethernet 100 Base-T Gigabit Ethernet 1000Base-T,10G Base-T.(IEEE 802.3).
-Token Ring4/16Mbit/s,TP-PMD/TP/DDI 125Mbit/s.ATM 155Mbit/s.(IEEE 802.5).

Electrical Characteristics
-Impedance:4-100MHz100±15(ohms).
100-200MHz 100±22(ohms).
200-500MHz100±32(ohms).
-Max.Conductor DC Resistance 20°C:8.7(ohms/100m).
-Resistance unbalance (%):max 2.5.
-Pair-to-Ground Capacitance Unbalance:330(pF/100m).
-Transfer Impendance:Max10 mohms/m@100MHz.
-Coupling Attenuation:Min 80 dB.
-Installation temperature:0~50°C
-Operation temperature:-20~60°C

Conductor

Conductor	Solid Bare Copper 23AWG
Insulation	PE(Skin-Foam-Skin)
Total number of insulated conductors	8, twisted in 4 pairs
Color code	White-Blue/Blue,White-Orange/Orange White-Green/Green,White-Brown/Brown
Individual pair shield	aluminum foil,providing 100% coverage,foil face out
Overall shield	/
Drain wire	Tinned copper

Order information

Item	Outer Jacket	Overall diameter(mm)
XF-UF-06A-01	CMX	7.2±0. 3
XF-UF-06A-02	CM	7.2±0. 3
XF-UF-06A-03	CMR	7.2±0. 3
XF-UF-06A-04	LSZH	7.2±0. 3
XF-UF-06A-05	LDPE	7.2±0. 3
XF-UF-06A-06	PVC	7.2±0. 3

Nominal Transmission Characteristics

Frequency	RL	IL	Propagation Delay	Delay Skew	NEXT	PSNEXT	ACR-F	PSACR-F
(MH)z	(Min) (dB)	(Max) (dB/100m)	(Max) (ns/100m)	(Max) (ns/100m)	(Min) (dB)	(Min) (dB)	(Min) (dB/100m)	(Min) (dB/100m)
1	20.0	2.1	570	45	74.3	72.3	67.8	64.8
4	23.0	3.8	552	45	65.3	63.3	55.8	52.8
10	25.0	5.9	545	45	59.3	57.3	47.8	44.8
16	25.0	7.5	543	45	56.2	54.2	43.7	40.7
20	25.0	8.4	542	45	54.8	52.8	41.8	38.8
31.25	23.6	10.5	540	45	51.9	49.9	37.9	34.9
62.5	21.5	15.0	539	45	47.4	45.4	31.9	28.9
100	20.1	19.1	538	45	44.3	42.3	27.8	24.8
200	18.0	27.6	537	45	39.8	37.8	21.8	18.8
300	17.3	345.3	536	45	37.1	35.1	18.3	15.3
400	17.3	40.1	536	45	35.3	33.3	15.8	12.8
500	17.3	45.3	536	45	33.8	31.8	13.8	10.8

Note：The above transmission performance for the 100M，20±2℃ under the conditions tested。

HANGZHOU XINGFA TECHNOLOGY CO., LTD

STRUCTURE CABLING
LAN CABLE
F/FTP Shielded CAT6A

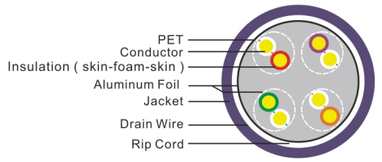

Standard
-IEC/ISO 61156-5
-ANSI/TIA568C.2
-ISO/IEC 11801

Application
-Suitable for structured premises cabling.
-For transmission of digital and analogue voice and data signals.
-Especially suitable for all Class EA applications.
-ISDN,Ethernet 10 Base-T,Fast Ethernet 100 Base-T Gigabit Ethernet 1000Base-T,10G Base-T.(IEEE 802.3).
-Token Ring4/16Mbit/s,TP-PMD/TP/DDI 125Mbit/s.ATM 155Mbit/s.(IEEE 802.5).

Electrical Characteristics
-Impedance:4-100MHz100±15(ohms).
100-200MHz 100±22(ohms).
200-500MHz100±32(ohms).
-Max.Conductor DC Resistance 20°C:8.4(ohms/100m).
-Resistance unbalance (%):max 2.5.
-Pair-to-Ground Capacitance Unbalance:330(pF/100m).
-Transfer Impendance:Max10 mohms/m@100MHz.
-Coupling Attenuation:Min 80 dB.
-Installation temperature:0~50°C
-Operation temperature:-20~60°C

Conductor

Conductor	Solid Bare Copper 23AWG
Insulation	PE(Skin-Foam-Skin)
Total number of insulated conductors	8, twisted in 4 pairs
Color code	White-Blue/Blue,White-Orange/Orange White-Green/Green,White-Brown/Brown
Individual pair shield	aluminum foil,providing 100% coverage,foil face out
Overall shield	aluminum foil
Drain wire	Tinned copper

Order information

Item	Outer Jacket	Overall diameter(mm)
XF-FF-06A-01	CMX	7.3±0. 2
XF-FF-06A-02	CM	7.3±0. 2
XF-FF-06A-03	CMR	7.3±0. 2
XF-FF-06A-04	LSZH	7.3±0. 2
XF-FF-06A-05	LDPE	7.3±0. 2
XF-FF-06A-06	PVC	7.3±0. 2

Nominal Transmission Characteristics

Frequency	RL	IL	DOP	Delay Skew	NEXT	PSNEXT	ACR-F	PSACR-F
(MH)z	(Min) (dB)	(Max) (dB/100m)	(Max) (ns/100m)	(Max) (ns/100m)	(Min) (dB)	(Min) (dB)	(Min) (dB/100m)	(Min) (dB/100m)
1	20.0	2.1	570	45	74.3	72.3	67.8	64.8
4	23.0	3.8	552	45	65.3	63.3	55.8	52.8
10	25.0	6.0	545.4	45	59.3	57.3	47.8	44.8
16	25.0	7.6	543	45	56.2	54.2	43.7	40.7
20	25.0	8.5	542.1	45	54.8	52.8	41.8	38.8
31.25	25.0	10.7	540.4	45	51.9	49.9	37.9	34.9
62.5	21.5	15.4	538.6	45	47.4	45.4	31.9	28.9
100	20.1	19.8	537.6	45	44.3	42.3	27.8	24.8
200	18.0	29.0	536.5	45	39.8	37.8	21.8	18.8
300	17.3	36.4	536.3	45	37.1	35.1	18.3	15.3
400	16.8	43.0	536.1	45	35.3	33.3	15.8	12.8
500	15.2	45.3	535.6	45	33.8	31.8	13.8	10.8

Note：The above transmission performance for the 100M，20±2℃ under the conditions tested。

STRUCTURE CABLING
LAN CABLE
U/UTP unshielded CAT6A

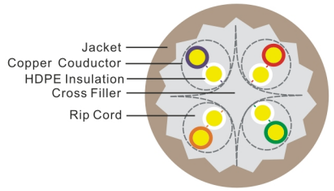

Application

-Meets or exceeds requirements ofANSI/TIA-568-C.2 Category6 and IS0 11801 2nd Edition Class EA channel standards.
-Meets or exceeds requirements of ANSI/TIA-568-C.2 and IEC61156-5 Category 6A component standards.
-Meets requirements of IEEE 802.3af and IEEE 802.3at for PoE applications.
-Third party tested to comply with ANSI/TIA/EIA-568-C.2
-Descending length cable markings enable easy identification of remaining cable which reduces installation time and cable scrap.
-Color Availability:Additional cable colors available.

Conductor

Conductor	Solid Bare Copper 23AWG
Insulation	HDPE
Total number of insulated conductors	8, twisted in 4 pairs
Color code	White-Blue/Blue,White-Orange/Orange White-Green/Green,White-Brown/Brown
Individual pair shield	None
Overall shield	None
Drain wire	None

Electrical Characteristics

-Impedance:1-250MHz 100±15(ohms).
-Rated Temperature: 75°C.
-DC Resistance Unbalance(%): Max 2.5.
-DC Resistance 20°C: 8.4(0hms/100m).
-Pair-to-Gruond Capacitance Unbalance: 330(pF/100M)
-Insulation Resistance: >5000MΩ*Km.
-Dielectric strength: DC 2500V 2S.

Order information

Item	Outer Jacket	Overall diameter(mm)
XF-UU-06A-01	CMX	6.9±0. 2
XF-UU-06A-02	CM	6.9±0. 2
XF-UU-06A-03	CMR	6.9±0. 2
XF-UU-06A-04	LSZH	6.9±0. 2
XF-UU-06A-05	LDPE	6.9±0. 2
XF-UU-06A-06	PVC	6.9±0. 2

Nominal Transmission Characteristics

Frequency	RL	IL	DOP	Delay Skew	NEXT	PSNEXT	ACR-F	PS ACR-F	PS ANEXT	PS AACR-F
(MH)z	(Min) (dB)	(Max) (dB/100m)	(Max) (ns/100m)	(Max) (ns/100m)	(Min) (dB)	(Min) (dB)	(Min) (dB/100m)	(Min) (dB/100m)	(Min) (dB)	(Min) (dB/100m)
1	20.0	2.1	570	45	74.3	72.3	67.8	64. 8	67. 0	67.0
4	23.0	3.8	552	45	65.3	63.3	55.8	52. 8	67. 0	66.2
10	25.0	6.0	545.5	45	59.3	57.3	47.8	44. 8	67. 0	60.1
16	25.0	7.6	543	45	56.2	54.2	43.7	40. 7	67. 0	52.2
20	25.0	8.5	542.1	45	54.8	52.8	41.8	38. 8	67. 0	48.3
31.25	25.0	10.7	540.4	45	51.9	49.9	37.9	34. 9	67. 0	42.3
62.5	21.5	15.4	538.6	45	47.4	45.4	31.9	28. 9	65. 6	38.2
100	20.1	19.8	537.6	45	44.3	42.3	27.8	24. 8	62. 5	32.2
200	18.0	29.0	536.1	45	39.8	37.8	21.8	18. 8	58. 0	30.2
300	17.3	36.4	536.1	45	37.1	35.1	18.3	15. 3	55. 3	28.7
400	17.3	43.0	535.8	45	35.3	33.3	15.8	12. 8	53. 5	26.2
500	17.3	45.3	535.6	45	33.8	31.8	13.8	10. 8	52. 0	24.2

Note：The above transmission performance for the 100M，20±2℃ under the conditions tested。

HANGZHOU XINGFA TECHNOLOGY CO., LTD

STRUCTURE CABLING
LAN CABLE
F/UTP Shielded CAT6

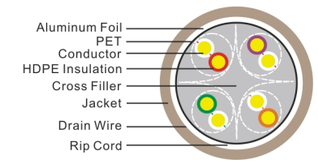

Application

-Exceeds ANSI/TIA-568-C.2 and ISO 11801 2nd Edition Class E Category 6 channel standards.
-Exceeds requirements of ANSI/TIA-568-C.2 and IEC 61156-5 Category 6 component standards.
-Meets IEEE 802.3af and IEEE 802.3at for PoE applications
-Foil shield reduces ingress of EMI interference to ensure cable performance at high frequency levels.
-Descending length cable markings enable easy identification of remaining cable which reduces installation time and cable scrap.
-Color Availability: Additional cable colors available.

Conductor

Conductor	Solid Bare Copper 23AWG
Insulation	HDPE
Total number of insulated conductors	8, twisted in 4 pairs
Color code	White-Blue/Blue,White-Orange/Orange White-Green/Green,White-Brown/Brown
Individual pair shield	None
Overall shield	aluminum foil,providing 100% coverage,foil face out
Drain wire	Tinned copper

Electrical Characteristics

-Impedance:1-250MHz100±15(ohms).
-Rated Temperature: 75℃.
-DC Resistance Unbalance(%): Max 2.5.
-DC Resistance 20℃:8.4(0hms/100m).
-Pair-to-Gruond Capacitance Unbalance: 330(pF/100M).
-Insulation Resistance: >5000MΩ*Km.
-Dielectric strength: DC 2500V 2S.

Order information

Item	Outer Jacket	Overall diameter(mm)
XF-FU-06-01	CMX	7.3±0. 2
XF-FU-06-02	CM	7.3±0. 2
XF-FU-06-03	CMR	7.3±0. 2
XF-FU-06-04	LSZH	7.3±0. 2
XF-FU-06-05	LDPE	7.3±0. 2
XF-FU-06-06	PVC	7.3±0. 2

Nominal Transmission Characteristics

Frequency	RL	IL	DOP	Delay Skew	NEXT	PSNEXT	ACR-F	PSACR-F
(MH)z	(Min) (dB)	(Max) (dB/100m)	(Max) (ns/100m)	(Max) (ns/100m)	(Min) (dB)	(Min) (dB)	(Min) (dB/100m)	(Min) (dB/100m)
1	20.0	2	570	45	74	72	67.8	64.8
4	23.0	3.8	552	45	65	63	55.7	52.7
10	25.0	6.0	545	45	59	57	47.8	44.8
16	25.0	7.6	543	45	56	54	43.7	40.7
20	25.0	8.5	542	45	55	53	41.7	38.7
31.25	23.6	10.7	540	45	52	50	37.9	34.9
62.5	21.5	15.4	538	45	47	45	31.8	28.8
100	20.1	19.8	537	45	44.3	42.3	27.8	24.8
200	18.0	29.0	536	45	39.7	37.7	21.7	18.7
250	17.3	32.8	535	45	38	36	19.8	16.8

Note：The above transmission performance for the 100M，20±2℃ under the conditions tested。

STRUCTURE CABLING
LAN CABLE
S/FTP double fully shielded CAT6

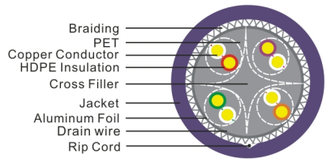

Application

-ExceedS ANSI/TIA-568-C.2 and ISO 11801 2nd Edition Class E Category 6 channel standards.
-Exceeds requirements of ANSI/TIA-568-C.2 and IEC 61156-5 Category 6 component standards.
-MeetsIEEE 802.3af and IEEE 802.3at for PoE applications.
-Foil shield reduces ingress of EMI interference to ensure cable performance at high frequency levels.
-Descending length cable markings enable easy identification of remaining cable which reduces installation time and cable scrap.
-Color Availability: Additional cable colors available.

Conductor

Conductor	Solid Bare Copper 23AWG
Insulation	HDPE
Total number of insulated conductors	8, twisted in 4 pairs
Color code	White-Blue/Blue,White-Orange/Orange White-Green/Green,White-Brown/Brown
Individual pair shield	aluminum foil,providing 100% coverage,foil face out
Overall shield	Tinned copper braid
Drain wire	Tinned copper

Electrical Characteristics

-Impedance:1-250MHz 100±15(ohms).
-Rated Temperature: 75°C.
-DC Resistance Unbalance(%): Max 2.5.
-DC Resistance 20°C: 8.4(0hms/100m).
-Pair-to-Gruond Capacitance Unbalance: 330(pF/100M)
-Insulation Resistance: >5000MΩ*Km.
-Dielectric strength: DC 2500V 2S.

Order information

Item	Outer Jacket	Overall diameter(mm)
XF-SF-06-01	CMX	7.9±0.2
XF-SF-06-02	CM	7.9±0.2
XF-SF-06-03	CMR	7.9±0.2
XF-SF-06-04	LSZH	7.9±0.2
XF-SF-06-05	LDPE	7.9±0.2
XF-SF-06-06	PVC	7.9±0.2

Nominal Transmission Characteristics

Frequency (MH)z	RL (Min) (dB)	IL (Max) (dB/100m)	DOP (Max) (ns/100m)	Delay Skew (Max) (ns/100m)	NEXT (Min) (dB)	PSNEXT (Min) (dB)	ACR-F (Min) (dB/100m)	PSACR-F (Min) (dB/100m)
1	20.0	2.2	590	62	74.3	72.3	67.8	64.8
4	23.0	4.1	572	62	65.2	63.2	55.7	52.7
10	25.0	6.5	565	62	59.3	57.3	47.8	44.8
16	25.0	8.2	563	62	56.2	54.2	43.7	40.7
20	25.0	9.3	562	62	54.7	52.7	41.7	38.7
31.25	23.6	11.5	560	62	51.8	49.8	37.9	34.9
62.5	21.5	16.2	558	62	47.3	45.3	31.8	28.8
100	20.1	20.4	557	62	44.3	42.3	27.8	24.8
200	18.0	29.2	556	62	39.7	37.7	21.7	18.7
250	17.3	33.8	555	62	38.3	36.3	19.8	16.8

Note：The above transmission performance for the 100M，20±2℃ under the conditions tested。

STRUCTURE CABLING
LAN CABLE
U/UTP unshielded CAT6

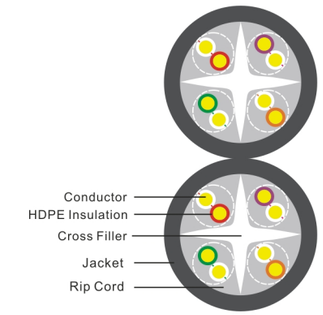

Application

-Meets or exceeds requirements of ANSI/TIA-568-C.2 Category 6 and ISO 11801 2nd Edition Class E channel standards.
-Meets or exceeds requirements of ANSI/TIA-568-C.2 and IEC 61156-5 Category 6 component standards.
-Meets requirements of IEEE 802.3af and IEEE 802.3at for PoE applications.
-Third party tested to comply with ANSITIA/EIA-568-C.2.
-Descending length cable markings enable easy identification of remaining cable which reduces installation time and cable scrap.
-Color Availability: Additional cable colors available.

Conductor

Conductor	Solid Bare Copper 24AWG
Insulation	HDPE
Total number of insulated conductors	2×8, twisted in 2×4 pairs
Color code	White-Blue/Blue,White-Orange/Orange White-Green/Green,White-Brown/Brown
Individual pair shield	None
Overall shield	None
Drain wire	None

Electrical Characteristics

-Impedance:1-250MHz 100±15(ohms).
-Rated Temperature: 75°C.
-DC Resistance Unbalance(%): Max 2.5.
-DC Resistance 20°C: 8.4(0hms/100m).
-Pair-to-Gruond Capacitance Unbalance: 330(pF/100M)
-Insulation Resistance: >5000MΩ*Km.
-Dielectric strength: DC 2500V 2S.

Order information

Item	Outer Jacket	Overall diameter(mm)
XF-UU-06-01	CMX	(6.3+6.3) ±-0.2
XF-UU-06-02	CM	(6.3+6.3) ±-0.2
XF-UU-06-03	CMR	(6.3+6.3) ±-0.2
XF-UU-06-04	LSZH	(6.3+6.3) ±-0.2
XF-UU-06-05	LDPE	(6.3+6.3) ±-0.2
XF-UU-06-06	PVC	(6.3+6.3) ±-0.2

Nominal Transmission Characteristics

Frequency (MH)z	RL (Min) (dB)	IL (Max) (dB/100m)	DOP (Max) (ns/100m)	Delay Skew (Max) (ns/100m)	NEXT (Min) (dB)	PSNEXT (Min) (dB)	ACR-F (Min) (dB/100m)	PSACR-F (Min) (dB/100m)
1	20.0	2	570	45	74	72	67.8	64.8
4	23.0	3.8	552	45	65	63	55.7	52.7
10	25.0	6.0	545	45	59	57	47.8	44.8
16	25.0	7.6	543	45	56	54	43.7	40.7
20	25.0	8.5	542	45	55	53	41.7	38.7
31.25	23.6	10.7	540	45	52	50	37.9	34.9
62.5	21.5	15.4	538	45	47	45	31.8	28.8
100	20.1	19.8	537	45	44.3	42.3	27.8	24.8
200	18.0	29.0	536	45	39.7	37.7	21.7	18.7
250	17.3	32.8	535	45	38	36	19.8	16.8

Note：The above transmission performance for the 100M，20±2℃ under the conditions tested。

STRUCTURE CABLING
LAN CABLE
F/UTP shielded CAT5e

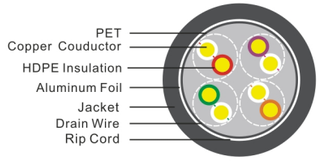

Application

-Exceeds ANSI/TIA-568-C.2 and ISO 11801 2nd Edition Class D Category 5e channel standards.
-Exceeds requirements of ANSI/TIA-568-C.2 and IEC 61156-5 Category 5e component standards.
-Meets requirements of IEEE 802.3af and IEEE 802.3at for PoE applications
-Foil shield reduces ingress of EMI interference to ensure cable performance at high frequency levels.
-Descending length cable markings enable easy identification of remaining cable which reduces installation time and cable scrap.
-Color Availability: Additional cable colors available.

Conductor

Conductor	Solid Bare Copper 23AWG
Insulation	HDPE
Total number of insulated conductors	8, twisted in 4 pairs
Color code	White-Blue/Blue,White-Orange/Orange White-Green/Green.White-Brown/Brown
Individual pair shield	None
Overall shield	aluminum foil,providing 100% coverage,foil face out
Drain wire	Tinned copper

Electrical Characteristics

-Impedance:1-100MHz 100±15(ohms).
-Rated Temperature: 75°C.
-DC Resistance Unbalance(%): Max 2.5.
-DC Resistance 20°C: 9.5(0hms/100m).
-Pair-to-Gruond Capacitance Unbalance: 330(pF/100M)
-Insulation Resistance: >5000MΩ*Km.
-Dielectric strength: DC 2500V 2S.

Order information

Item	Outer Jacket	Overall diameter(mm)
XF-FU-05-01	CMX	6.1±0. 2
XF-FU-05-02	CM	6.1±0. 2
XF-FU-05-03	CMR	6.1±0. 2
XF-FU-05-04	LSZH	6.1±0. 2
XF-FU-05-05	LDPE	6.1±0. 2
XF-FU-05-06	PVC	6.1±0. 2

Nominal Transmission Characteristics

Frequency	RL	IL	DOP	Delay Skew	NEXT	PSNEXT	ACR-F	PSACR-F
(MH)z	(Min) (dB)	(Max) (dB/100m)	(Max) (ns/100m)	(Max) (ns/100m)	(Min) (dB)	(Min) (dB)	(Min) (dB/100m)	(Min) (dB/100m)
1	20.0	2.2	570	45	65	62	61	61
4	23.0	4.2	552	45	56	53	48	48
10	25.0	6.5	545	45	50	47	41	41
16	25.0	8.4	543	45	47	44	36	36
20	25.0	9.3	542	45	45	42	34	34
31.25	23.6	11.6	540	45	42	39	31	31
62.5	21.5	17.0	538	45	38	35	25	25
100	20.1	22.0	537	45	35	32	21	21

Note：The above transmission performance for the 100M，20±2℃ under the conditions tested。

HANGZHOU XINGFA TECHNOLOGY CO., LTD

STRUCTURE CABLING
LAN CABLE
U/UTP unshielded CAT5e

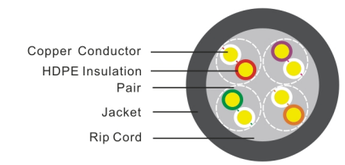

Application

-Meets or exceeds requirements of ANSI/TIA-568-C.2 Category 5e and ISO 11801 2nd Edition Class D channel standards.
-Meets or exceeds requirements of ANSI/TIA-568-0.2 and IEC 61156-5 Category 5e component standards.
-Third party tested to Category 5e channel compliance.
-Meets requirements of IEEE 802 3af and IEEE 802.3at for
-PoE applications.
-Descending length cable markings enable easy identification of remaining cable which reduces installation time and cable scrap.
-Color Availability: Additional cable colors available.

Conductor

Conductor	Solid Bare Copper 24AWG
Insulation	HDPE
Total number of insulated conductors	8, twisted in 4 pairs
Color code	White-Blue/Blue,White-Orange/Orange White-Green/Green.White-Brown/Brown
Individual pair shield	None
Overall shield	None
Drain wire	None

Electrical Characteristics

-Impedance:1-100MHz 100±15(0hms).
-Rated Temperature: 75℃
-DC Resistance Unbalance(%): Max 2.5
-DC Resistance 20℃:9.5(0hms/100m).
-Pair-to-Gruond Capacitance Unbalance: 330(pF/100M).
-Insulation Resistance:>5000MΩ*Km.
-Dielectric strength: DC 2500V 2S.

Order information

Item	Outer Jacket	Overall diameter(mm)
XF-UU-05-01	CMX	5.1±0. 2
XF-UU-05-02	CM	5.1±0. 2
XF-UU-05-03	CMR	5.1±0. 2
XF-UU-05-04	LSZH	5.1±0. 2
XF-UU-05-05	LDPE	5.1±0. 2
XF-UU-05-06	PVC	5.1±0. 2

Nominal Transmission Characteristics

Frequency	RL	IL	DOP	Delay Skew	NEXT	PSNEXT	ACR-F	PSACR-F
(MH)z	(Min) (dB)	(Max) (dB/100m)	(Max) (ns/100m)	(Max) (ns/100m)	(Min) (dB)	(Min) (dB)	(Min) (dB/100m)	(Min) (dB/100m)
1	20.0	2.2	570	45	65	62	61	61
4	23.0	4.2	552	45	56	53	48	48
10	25.0	6.5	545	45	50	47	41	41
16	25.0	8.4	543	45	47	44	36	36
20	25.0	9.3	542	45	45	42	34	34
31.25	23.6	11.6	540	45	42	39	31	31
62.5	21.5	17.0	538	45	38	35	25	25
100	20.1	22.0	537	45	35	32	21	21

Note：The above transmission performance for the 100M，20±2℃ under the conditions tested。

STRUCTURE CABLING
LAN CABLE
U/UTP steel wire support unshielded CAT5e

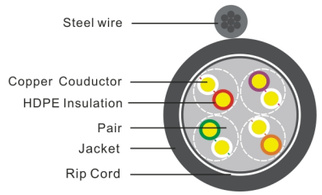

Application

-Meets or exceeds requirements of ANSI/TIA-568-C.2 Category 5e and ISO 11801 2nd Edition Class D channel standards.
-Meets or exceeds requirements of ANSI/TIA-568-C.2 and IEC 61156-5 Category 5e component standards.
-Third party tested to category 5e channel compliance.
-Meets requirements of IEEE 802.3af and IEEE 802.3at for PoE applications.
-Descending length cable markings enable easy identification of remaining cable which reduces installation time and cable scrap.
-Color Availability: Additional cable colors available.

Conductor

Conductor	Solid Bare Copper 23AWG
Insulation	HDPE
Total number of insulated conductors	8, twisted in 4 pairs
Color code	White-Blue/Blue,White-Orange/Orange White-Green/Green.White-Brown/Brown
Individual pair shield	None
Overall shield	None
Drain wire	None

Electrical Characteristics

-Impedance:1-100MHz 100±15(ohms).
-Rated Temperature: 75°C.
-DC Resistance Unbalance(%): Max 2.5.
-DC Resistance 20°C: 9.5(0hms/100m).
-Pair-to-Gruond Capacitance Unbalance: 330(pF/100M)
-Insulation Resistance: >5000MΩ*Km.
-Dielectric strength: DC 2500V 2S.

Order information

Item	Outer Jacket	Overall diameter(mm)
XF-UU-S-05-01	CMX	(5.1+2.3) ±0.3
XF-UU-S-05-02	LSZH	(5.1+2.3) ±0.3
XF-UU-S-05-03	LDPE	(5.1+2.3) ±0.3
XF-UU-S-05-04	PVC	(5.1+2.3) ±0.3

Nominal Transmission Characteristics

Frequency (MH)z	RL (Min) (dB)	IL (Max) (dB/100m)	DOP (Max) (ns/100m)	Delay Skew (Max) (ns/100m)	NEXT (Min) (dB)	PSNEXT (Min) (dB)	ACR-F (Min) (dB/100m)	PSACR-F (Min) (dB/100m)
1	20.0	2.2	570	45	65	62	61	61
4	23.0	4.2	552	45	56	53	48	48
10	25.0	6.5	545	45	50	47	41	41
16	25.0	8.4	543	45	47	44	36	36
20	25.0	9.3	542	45	45	42	34	34
31.25	23.6	11.6	540	45	42	39	31	31
62.5	21.5	17.0	538	45	38	35	25	25
100	20.1	22.0	537	45	35	32	21	21
Note：The above transmission performance for the 100M，20±2℃ under the conditions tested。								

STRUCTURE CABLING
LAN CABLE
U/UTP unshielede CAT5e 25 pair

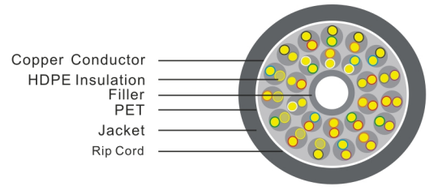

ElectricalCharacteristics

-Impedance:1-100MHz 100+15(0hms)
-Rated Temperature:75°C
-DCResistance Unbalance(%): Max 2.5.
-DC Resistance 20°C:111(0hms).
-Pair-to-Gruond Capacitance Unbalance: 330(pF/100M)
-Insulation Resistance:>5000MΩ*Km.
-Dielectric strength:DC 2500V 2S

Mechanical Characteristics

-Cable under the minimum tension≥400N.
-Conductor elongation:≥15%.
-Jacket before Aging
Tensile Strength≥13.5Mpa
Elongation ≥150%.
-Jacket After Aging
Tensile Strength ≥12.5Mpa
Elongation ≥125%

ElectricalCharacteristics

-Meets or exceeds requirements of ANSI/TIA-568-C.2 Category 5e and IS0 11801 2nd Edition Class D channel standards.
-Meets or exceeds requirements of ANSI/TIA-568-C.2 and IEC 61156-5 Category 5e component standards
-Third party tested to Category 5e channel compliance.
-Meets requirements of IEEE 802.3af and IEEE 802.3at for
-PoE applications.
-Descending length cable markings enable easy identification of remaining cable which reduces installation time and cable scrap.
-ColorAvailability: Additional cable colors available.
-Patent products:CN201020093721.3.

Order information

Item	Outer Jacket	Overall diameter(mm)
XF-UU-05-01	CMX	12.5±1.0
XF-UU-05-02	LAZH	12.5±1.0
XF-UU-05-03	LDPE	12.5±1.0
XF-UU-05-04	PVC	12.5±1.0

U/UTP unshielede CAT3 Twisted 2 pair

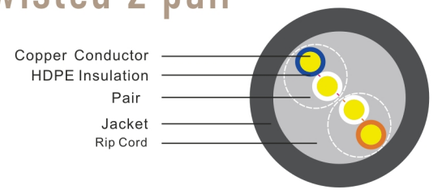

ElectricalCharacteristics

-Impedance:1-100MHz 100+15(0hms)
-Rated Temperature:75°C
-DCResistance Unbalance(%): Max 2.5.
-DC Resistance 20°C:111(0hms).
-Pair-to-Gruond Capacitance Unbalance: 330(pF/100M)
-Insulation Resistance:>5000MΩ*Km.
-Dielectric strength:DC 2500V 2S

Mechanical Characteristics

-Cable under the minimum tension≥400N.
-Conductor elongation:≥15%.
-Jacket before Aging
Tensile Strength≥13.5Mpa
Elongation ≥150%.
-Jacket After Aging
Tensile Strength ≥12.5Mpa
Elongation ≥125%

Conductor

Conductor	Solid Bare Copper 24AWG
Insulation	HDPE
Total number of insulated conductors	4. twisted in 2 pairs
Color code	White-Blue/Blue.white-0range/Orange
Individual pair shield	None
Overall shield	None
Drain wire	None

Order information

Item	Outer Jacket	Overall diameter(mm)
XF-UU-03-01	CMX	4.3±0. 2
XF-UU-03-02	LAZH	4.3±0. 2
XF-UU-03-03	LDPE	4.3±0. 2
XF-UU-03-04	PVC	4.3±0. 2

HDMI CABLE

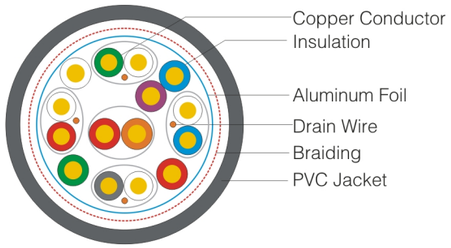

BASIC CONSTRUCTION

		24AWG	28AWG	30AWG
CONDUCTOR	MATERIAL	Tin plated annealed copper		
	Nom.Dia.	7/0.20mm	7/0.127mm	7/0.10mm
FOAM SKIN INSULATION	MATERIAL	FPE + HDPE Skin	FPE+ HDPE Skin	FPE + HDPE Skin
POLY SOLID INSULATION	MATERIAL	HDPE	HDPE	HDPE
SHIELD	MATERIAL	Al+Braiding(Tin plated annealed copper)	Al mylar+Magnalium +Braiding	Al+Braiding(Tin plated)
	COVERAGE	⩾80	⩾80	⩾80
SHEATH	THICKNESS	0.5±0.05mm	0.6±0.05mm	0.6±0.05mm
	EXTERNAL O.D	10.5±0.5mm	7.3±0.2mm	6.0±0.2mm

ELECTRICAL CHARACTERISTICS

DC RESISTANCE 20℃ (Ω/Km) max	24AWG	<93.25Ω/Km
	28AWG	<237.25Ω/Km
	30AWG	<376Ω/Km
INSULATION IMPEDENCE	FOAM AND PE, PE:DC-500V 10 MQ.KM MIN.(20℃)	
NA-ATTENUATION(DB)MAX	Frequancy(MHz)	Attenuation(dB/100m)MAX
	1-825	1-825
	826-2475	826-2475
	2476-4125	2476-4125
	4126-5100	4126-5100

PATCH CABLE

- CAT8, CAT 7A, CAT7, CAT6A, CAT6, CAT5E, CAT5
- SFTP, FTP,UTF
- PVC,LSZH
- Solid, Stranded

A: T568A
B: T568B
C: Crossover



SK01–1070
Cat8 Stranded SFTP Patch Cable
A: T568A
B: T568B
C: Crossover



SK01–1074
Cat5e Stranded SFTP Cable With MoldedPlug
A: T568A
B: T568B
C: Crossover



SK01–1078
CAT6/6A/7 Stranded FTP Cable
A: T568A
B: T568B
C: Crossover



SK01–1071
Cat5e Stranded UTP Patch Cable
A: T568A
B: T568B
C: Crossover

SK01–1075
Cat5e Solid FTP Cable With Molded Plug
A: T568A
B: T568B
C: Crossover

SK01–1079
CAT6 Solid UTP Cable Plug
A: T568A
B: T568B
C: Crossover

SK01–1072
Cat5e Stranded FTP Patch Cable Molded Plug
A: T568A
B: T568B
C: Crossover

SK01–1076
CAT6/6A/7 Stranded FTP Cable
A: T568A
B: T568B
C: Crossover



SK01–1080
CAT6 Stranded UTP Cable Plug
A: T568A
B: T568B
C: Crossover

SK01–1073
Cat5e Solid FTP Patch Cable Molded Plug
A: T568A
B: T568B
C: Crossover

SK01–1077
CAT6/6A Solid FTP Cable
A: T568A
B: T568B
C: Crossover

SK01–1081
DB9F to RJ45 Data Cable



75 Ohm COAXIAL CABLE

RG59/RG6

Apptication

The product is applied in radio frequency transmission in wireless communication, broadcasting and relatedelectronic equipment or in circuit-closed TV system, share-antenna system branch line, subscriber line andother electronic facility.

RG59

SPECIFICATION BASIC CONSTRUCTION

		STANDARD SHIELD	TRI-SHIELD	QUAD-SHIELD
Conductor	MATERIAL	BC/CCS	BC/CCS	BC/CCS
	Nom.Dia.	20AWG	20AWG	20AWG
Dielectric	MATERIAL	Foam PE	Foam PE	Foam PE
	Nom.Dia.	3.66mm	3.66mm	3.66mm
Shield	MATERIAL	AL Foil+AL Braiding	AL Foil+AL Braiding+AL Foil	(AL Foil+AL Braiding)*2
	COVERAGE	40%-95%	40%-95%	35%-53%
Jacket	MATERIAL	PVC/PE	PVC/PE	PVC/PE
	Nom.Thick.	0.80mm	0.80mm	0.86mm
	Nom.Dia.	6.10mm	6.10mm	6.70mm

BASIC CHARACTERISTICS

Nominal Impedance(ohm)		75±3	
Nominal Velocity of propagation(%)		85	
Nominal Capacitance(pf/m)		50	
Spark Test(VAC)		2500	
SRL(dB)		20	20
Attenuation [68°f(20℃)]	Frequency (MHz)	Maximum(dB/100ft)	Maximum(dB/100m)
	5	0.86	2.82
	55	2.05	6.73
	187	3.6	11.81
	300	4.45	14.6
	450	5.4	17.72
	600	6.2	20.34
	750	6.97	22.87
	865	7.52	24.67
	1000	8.12	26.64

SPECIFICATION BASIC CONSTRUCTION

		STANDARD SHIELD	TRI-SHIELD	QUAD-SHIELD
Conductor	MATERIAL	BC/CCS	BC/CCS	BC/CCS
	Nom.Dia.	18AWG	18AWG	18AWG
Dielectric	MATERIAL	Foam PE	Foam PE	Foam PE
	Nom.Dia.	4.57mm	4.57mm	4.57mm
Shield	MATERIAL	AL Foil+AL Braiding	AL Foil+AL Braiding+AL Foil	(AL Foil+AL Braiding)*2
	COVERAGE	40%-95%	40%-95%	35%-53%
Jacket	MATERIAL	PVC/PE	PVC/PE	PVC/PE
	Nom.Thick.	0.80mm	0.80mm	0.86mm
	Nom.Dia.	6.80mm	7.06mm	7.62mm

BASIC CHARACTERISTICS

Nominal Impedance(ohm)		75±3	
Nominal Velocity of propagation(%)		85	
Nominal Capacitance(pf/m)		50	
Spark Test(VAC)		2500	
SRL(dB)		20	20
Attenuation [68°f(20℃)]	Frequency (MHz)	Maximum(dB/100ft)	Maximum(dB/100m)
	5	0.58	1.9
	55	1.6	5.25
	187	2.85	9.35
	300	3.55	11.64
	450	4.4	14.43
	600	5.1	16.73
	750	5.65	18.54
	865	6.1	20.07
	1000	6.55	21.49

RG6

75 Ohm COAXIAL CABLE

RG11/RG11-M

Apptication

The product is applied in radio frequency transmission in wireless communication, broadcasting and relatedelectronic equipment or in circuit-closed TV system, share-antenna system branch line, subscriber line andother electronic facility.

RG11

SPECIFICATION BASIC CONSTRUCTION

		STANDARD SHIELD	TRI-SHIELD	QUAD-SHIELD
Conductor	MATERIAL	BC/CCS	BC/CCS	BC/CCS
	Nom.Dia.	14AWG	14AWG	14AWG
Dielectric	MATERIAL	Foam PE	Foam PE	Foam PE
	Nom.Dia.	7.11mm	7.11mm	7.11mm
Shield	MATERIAL	AL Foil+AL Braiding	AL Foil+AL Braiding+AL Foil	(AL Foil+AL Braiding)*2
	COVERAGE	40%-95%	40%-95%	35%-53%
Jacket	MATERIAL	PVC/PE	PVC/PE	PVC/PE
	Nom.Thick.	0.80mm	0.80mm	0.86mm
	Nom.Dia.	10.16mm	10.30mm	10.80mm

BASIC CHARACTERISTICS

Nominal Impedance(ohm)		75±3	
Nominal Velocity of propagation(%)		85	
Nominal Capacitance(pf/m)		50	
Spark Test(VAC)		5000	
SRL(dB)		20	
Attenuation [68°f(20℃)]	Frequency (MHz)	Maximum (dB/100ft)	(dB/100m)
	55	0.96	3.15
	300	2.25	7.38
	450	2.75	9.02
	600	3.18	10.43
	750	3.65	11.97
	1000	4.35	14.27

SPECIFICATION BASIC CONSTRUCTION

		STANDARD SHIELD	TRI-SHIELD	QUAD-SHIELD
Conductor	MATERIAL	BC/CCS	BC/CCS	BC/CCS
	Nom.Dia.	14AWG	14AWG	14AWG
Dielectric	MATERIAL	Foam PE	Foam PE	Foam PE
	Nom.Dia.	7.11mm	7.11mm	7.11mm
Shield	MATERIAL	AL Foil+AL Braiding	AL Foil+AL Braiding+AL Foil	(AL Foil+AL Braiding)*2
	COVERAGE	40%-95%	40%-95%	35%-53%
Jacket	MATERIAL	PVC/PE	PVC/PE	PVC/PE
	Nom.Thick.	0.80mm	0.80mm	0.86mm
	Nom.Dia.	10.16mm	10.30mm	10.80mm

BASIC CHARACTERISTICS

Nominal Impedance(ohm)		75±3	
Nominal Velocity of propagation(%)		85	
Nominal Capacitance(pf/m)		50	
Spark Test(VAC)		5000	
SRL(dB)		20	
Attenuation [68°f(20℃)]	Frequency (MHz)	Maximum (dB/100ft)	(dB/100m)
	55	0.96	3.15
	300	2.25	7.38
	450	2.75	9.02
	600	3.18	10.43
	750	3.65	11.97
	1000	4.35	14.27

RG11-M

75 Ohm COAXIAL CABLE

RG59+2D/RG6+CAT5

Apptication

The product is applied in radio frequency transmission in wireless communication, broadcasting and relatedelectronic equipment or in circuit-closed TV system, share-antenna system branch line, subscriber line andother electronic facility.

RG59+2D

SPECIFICATION BASIC CONSTRUCTION

		STANDARD SHIELD	TRI-SHIELD	QUAD-SHIELD
Conductor	MATERIAL	BC/CCS	BC/CCS	BC/CCS
	Nom.Dia.	20AWG	20AWG	20AWG
Dielectric	MATERIAL	Foam PE	Foam PE	Foam PE
	Nom.Dia.	3.66mm	3.66mm	3.66mm
Shield	MATERIAL	AL Foil+AL Braiding	AL Foil+AL Braiding+AL Foil	(AL Foil+AL Braiding)*2
	COVERAGE	40%-95%	40%-95%	35%-53%
Jacket	MATERIAL	PVC/PE	PVC/PE	PVC/PE
	Nom.Thick.	0.80mm	0.80mm	0.86mm
	Nom.Dia.	6.10mm	6.10mm	6.70mm

BASIC CHARACTERISTICS

Nominal Impedance(ohm)		75±3	
Nominal Velocity of propagation(%)		85	
Nominal Capacitance(pf/m)		85	
Spark Test(VAC)		2500	
SRL(dB)		20	20
Attenuation [68°f(20℃)]	Frequency (MHz)	Maximum(dB/100ft)	Maximum(dB/100m)
	5	0.58	1.9
	55	1.6	5.25
	187	2.85	9.35
	300	3.55	11.64
	450	4.4	14.43
	600	5.1	16.73
	750	5.65	18.54
	865	6.1	20.01
	1000	6.55	21.49

SPECIFICATION BASIC CONSTRUCTION

		RG6	CAT5
Conductor	MATERIAL	CCS	BC
	Nom.Dia.	18AWG	24AWG
Dielectric	MATERIAL	PE	HDPE
	Nom.Dia.	4.57±0.10mm	0.90±0.03mm
Shield	MATERIAL	AL Foil+AL	/
	COVERAGE	95%	/
Jacket	MATERIAL	PVC	PVC
	Nom.Thick.	6.8±0.10mm	5.0±0.10mm
	Nom.Dia.	/	/

BASIC CHARACTERISTICS

		RG6	CAT5
Nominal Impedance(ohm)		75±3	100±15
Nominal Velocity of propagation(%)		83%	69%
Nominal Capacitance(pf/m)		53.1	5.6
SRL(dB)	RG6 / CAT5	Maximum(dB/100ft)	Maximum(dB/100ft)
	Frequency (MHz)		
Attenuation [68°f(20℃)]	5	1.0	1.9	2.0
	55	4.0	5.25	4.1
	211	10.0	9.35	6.5
	300	20.0	11.64	9.3
	400	25.0	14.43	10.4
	550	31.25	16.73	11.7
	750	62.5	18.54	17.0
	1000	100	20.01	22

RG6+CAT5



50 Ohm COAXIAL CABLE

RG58/RG213

Apptication

50 ohm coaxial cable is generally used for: mobile, microwave communications, and high frequency signal transmission in their equipment. Indoor wiring for wireless communications. Signal transmission for electronic equipment such as navigation, radar, aviation, and automobiles.

RG58

SPECIFICATION BASIC CONSTRUCTION

		RG58/U	RG58 A/U	RG58 C/U
Conductor	MATERIAL	BC/TC	BC/TC	BC/TC
	Nom.Dia.	19AWG	19AWG	19AWG
Dielectric	MATERIAL	Foam PE	Solid PE	Solid PE
	Nom.Dia.	2.95mm	2.90mm	2.95mm
Shield	MATERIAL	BC/TC Braiding	BC/TC Braiding	BC/TC Braiding
	COVERAGE	95%	95%	95%
Jacket	MATERIAL	PVC/PE	PVC/PE	PVC/PE
	Nom.Thick.	0.80mm	0.80mm	0.80mm
	Nom.Dia.	4.95mm	4.90mm	5.08mm

BASIC CHARACTERISTICS

Nominal Impedance(ohm)		75±3	
Nominal Velocity of propagation(%)		85	
Nominal Capacitance(pf/m)		85	
Spark Test(VAC)		2500	
SRL(dB)	30-470	≥20	
	470-1000	≥18	
Attenuation [68°f(20℃)]	Frequency (MHz)	Maximum(dB/100ft)	Maximum(dB/100m)
	50	3.90	12.80
	100	5.05	16.57
	200	8.20	26.90
	400	9.60	31.50
	500	11.90	39.04
	700	17.00	55.77
	900	18.00	59.02
	1000	19.80	64.96

SPECIFICATION BASIC CONSTRUCTION

		RG213
Conductor	MATERIAL	BC
	Nom.Dia.	13AWG
Dielectric	MATERIAL	Solid PE
	Nom.Dia.	7.24mm
Shield	MATERIAL	BC Braiding
	COVERAGE	96%
Jacket	MATERIAL	PVC/PE
	Nom.Thick.	≥1.0mm
	Nom.Dia.	10.3±0.10mm

BASIC CHARACTERISTICS

Nominal Impedance(ohm)		50±2	
Nominal Velocity of propagation(%)		66	
Nominal Capacitance(pf/m)		100	
Spark Test(VAC)		5000	
SRL(dB)	50-1000	20	
	1000-3000	20	
Attenuation [68°f(20℃)]	Frequency (MHz)	Maximum(dB/100ft)	Maximum(dB/100m)
	10	0.55	6.20
	50	1.34	1.50
	100	2.07	2.10
	200	2.96	2.99
	400	4.61	4.79
	500	4.94	4.97
	600	/	5.67
	800	6.56	7.02
	1000	7.47	8.20

RG213

FIRE ALARM CABLE

2C Shielded/2C unshielded

Application :

▸ Hotels ▸ Theatres and cinemas ▸ Museums ▸ Hospitals ▸ Shopping centres
▸ Skyscrapers ▸ Offices ▸ Schools ▸ Airports ▸ Undergrounds and tunnels
▸ Railways stations ▸ Computer centres ▸ Alarm systems ▸ Traffic control systems
▸ Fire fighting system

2C Shielded

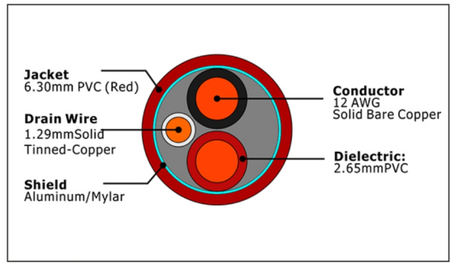

SPECIFICATION:

Conductor:		12 AWG Solid Bare Copper
Nom.Dia:		0.081"(2.05mm)
Dielectric:	Type	FPLR-PVC
	Dia.over Dielectric:	0.104±0.004"nom.(2.65mm±0.10mm)
Drain Wire:	1.02mm Solid Tinned-Copper	
Shield :	0.001"(0.025mm) thick Aluminum/Mylar	
Color Code:	1.black 2.Red	
Jacket:	Type:	FPLR-PVC
	Color:	Red
	Dia.over Jacket:	0.248"±0.006"(6.30±0.15mm)

ELECTRICAL PROPERTIES :

Temperature Rating	(-20℃ ~ +75℃)
Operating Voltage	300 Volts max
Capacitance	44pf/ft nom.
Impedance	38 Ohms nom.
DC Resistance	1.65 Ohms/M' at 20℃

SPECIFICATION:

Conductor:		12AWG Solid Bare Copper
Nom.Dia:		0.081"(2.05mm)
Dielectric:	Type	Plenum PVC
	Dia.over Dielectric:	0.101±0.004"nom.(2.57±0.10mm)
Drain Wire:	1.02mm Solid Tinned-Copper	
Shield :	0.001"(0.025mm) thick Aluminum/Mylar	
Color Code:	1.black 2.Red	
Jacket:	Type:	Plenum PVC
	Color:	Red
	Dia.over Jacket:	0.246"±0.006"(6.25±0.15mm)

2C unshielded

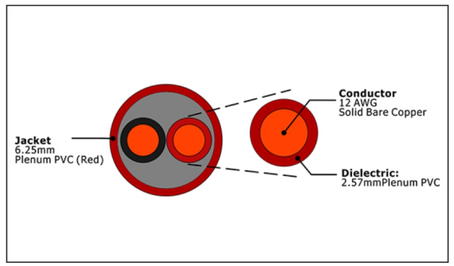

ELECTRICAL PROPERTIES :

Temperature Rating	(-20℃ ~ +75℃)
Operating Voltage	300 Volts max
Capacitance	20pf/ft nom.
Impedance	76 Ohms nom.
DC Resistance	2.54 Ohms/M' at 20℃

FIRE ALARM CABLE

4C Shielded/4C unshielded

Application:

These cables are used for installation in telecommunication, intercom,signaling and alarm system.
This is suitable for the connection of contacts, detectors and sensors,
infra-red as well as micro wave or mixed technology systems to the switchboard .

4C Shielded

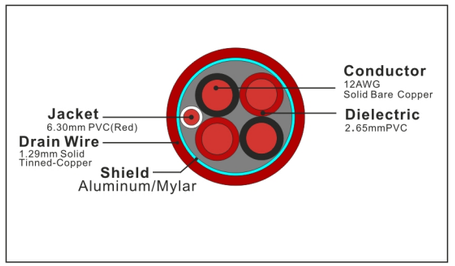

SPECIFICATION:

Conductor:		12 AWG Solid Bare Copper
Nom.Dia:		0.081"(2.05mm)
Dielectric:	Type	FPLR-PVC
	Dia.over Dielectric:	0.104±0.004"nom.(2.65mm±0.10mm)
Drain Wire:	1.02mm Solid Tinned-Copper	
Shield :	0.001"(0.025mm) thick Aluminum/Mylar	
Color Code:	1.black 2.Red	
Jacket:	Type:	FPLR-PVC
	Color:	Red
	Dia.over Jacket:	0.248"±0.006"(6.30±0.15mm)

ELECTRICAL PROPERTIES :

Temperature Rating	(-20℃ ~ +75℃)
Operating Voltage	300 Volts max
Capacitance	44pf/ft nom.
Impedance	38 Ohms nom.
DC Resistance	1.65 Ohms/M' at 20℃

SPECIFICATION:

Conductor:		12AWG Solid Bare Copper
Nom.Dia:		0.081"(2.05mm)
Dielectric:	Type	Plenum PVC
	Dia.over Dielectric:	0.101±0.004"nom.(2.57±0.10mm)
Drain Wire:	1.02mm Solid Tinned-Copper	
Shield :	0.001"(0.025mm) thick Aluminum/Mylar	
Color Code:	1.black 2.Red	
Jacket:	Type:	Plenum PVC
	Color:	Red
	Dia.over Jacket:	0.246"±0.006"(6.25±0.15mm)

4C unshielded

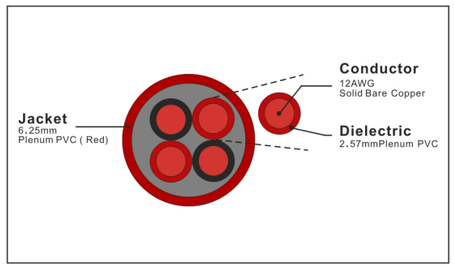

ELECTRICAL PROPERTIES :

Temperature Rating	(-20℃ ~ +75℃)
Operating Voltage	300 Volts max
Capacitance	20pf/ft nom.
Impedance	76 Ohms nom.
DC Resistance	2.54 Ohms/M' at 20℃

SECURITY ALARM CABLE

2×0.22mm² /4×0.22mm²

Application:

1.Public Safety: Urban surveillance, transportation hubs, government facilities.
2. Commercial & Civil: Shopping malls, residential areas, retail stores (monitoring, access control, anti-theft).
3. industrial & Energy: Factories, energy facilities (fire/explosion prevention, remote monitoring).
4.Education & Healthcare: Campus security, critical area management in hospitals.
5.Special Scenarios: Banks,museums,(high-security/environmental adaptation)
6.Smart integration: Smart homes, IoT (POE power supply, data linkage).

2x0.22mm²

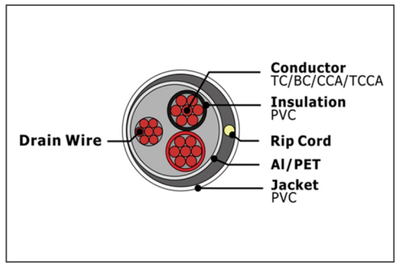

SPECIFICATION:

Conductor:					
2×(7/0.20mm)TC/BC/CCA/TCCA					
Dielectric:					
Type	PVC				
Diameter	0.95mm				
Color Code:	1.black	2.red			
Shield:	Aluminum Foil				
Drain Wire:	7 x 0.20mm (TC/BC/CCA/TCCA)				
Rip Cord:	Cotton Wire				
Jacket:	Type			PVC	
	Diameter			3.10mm	

ELECTRICAL PROPERTIES :

Temperature Rating	(-20℃ ~ +60℃)
Operating Voltage	300 Volts max
Capacitance	45pf/ft nom.
Impedance	40 Ohms nom.
DC Resistance	16.5 Ohms/M' at 20℃

SPECIFICATION:

Conductor:					
2×(7/0.20mm)TC/BC/CCA/TCCA					
Dielectric:					
Type	PVC				
Diameter	0.95mm				
Color Code:	1.black	2.red			
Shield:	Aluminum Foil				
Drain Wire:	7 x 0.20mm (TC/BC/CCA/TCCA)				
Rip Cord:	Cotton Wire				
Jacket:	Type			PVC	
	Diameter			3.10mm	

4x0.22mm²

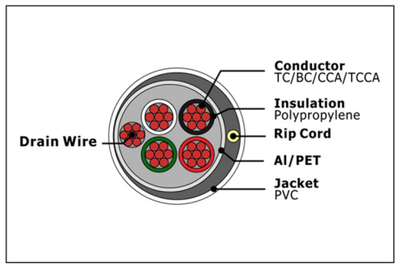

ELECTRICAL PROPERTIES :

Temperature Rating	(-20℃ ~ +60℃)
Operating Voltage	300 Volts max
Capacitance	45pf/ft nom.
Impedance	40 Ohms nom.
DC Resistance	16.5 Ohms/M' at 20℃

SECURITY ALARM CABLE

6×0.22mm² /8×0.22mm²

Application:

1.Public Safety: Urban surveillance, transportation hubs, government facilities.
2. Commercial & Civil: Shopping malls, residential areas, retail stores (monitoring, access control, anti-theft).
3. industrial & Energy: Factories, energy facilities (fire/explosion prevention, remote monitoring).
4.Education & Healthcare: Campus security, critical area management in hospitals.
5.Special Scenarios: Banks,museums,(high-security/environmental adaptation)
6.Smart integration: Smart homes, IoT (POE power supply, data linkage).

6x0.22mm²

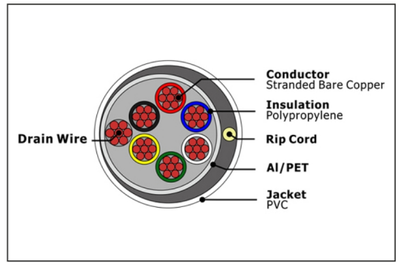

SPECIFICATION:

Conductor:					
6×(7/0.20mm)TC/BC/CCA/TCCA					
Dielectric:					
Type	PVC				
Diameter	0.95mm				
Color Code:	1.black	2.red	3.yellow	4.green	
Shield:	Aluminum Foil				
Drain Wire:	7 x 0.20mm (TC/BC/CCA/TCCA)				
Rip Cord:	Cotton Wire				
Jacket:	Type			PVC	
	Diameter			4.60mm	

ELECTRICAL PROPERTIES :

Temperature Rating	(-20℃ ~ +60℃)
Operating Voltage	300 Volts max
Capacitance	45pf/ft nom.
Impedance	40 Ohms nom.
DC Resistance	16.5 Ohms/M' at 20℃

SPECIFICATION:

Conductor:					
8×(7/0.20mm)TC/BC/CCA/TCCA					
Dielectric:					
Type	PVC				
Diameter	0.95mm				
Color Code:	1.black	2.red	3.yellow	4.green	5.brown
	7.White	8.orange			
Shield:	Aluminum Foil				
Drain Wire:	7 x 0.20mm (TC/BC/CCA/TCCA)				
Rip Cord:	Cotton Wire				
Jacket:	Type			PVC	
	Diameter			4.60mm	

8x0.22mm²

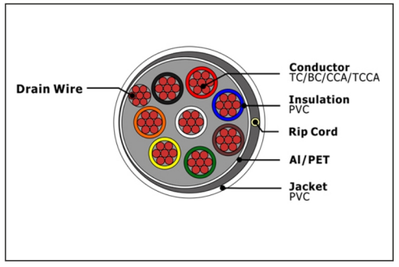

ELECTRICAL PROPERTIES :

Temperature Rating	(-20℃ ~ +60℃)
Operating Voltage	300 Volts max
Capacitance	45pf/ft nom.
Impedance	40 Ohms nom.
DC Resistance	16.5 Ohms/M' at 20℃

SECURITY ALARM CABLE

2×0.22mm² /4×0.22mm²

Application :

1. Public Safety: Urban surveillance, transportation hubs, government facilities.
2. Commercial & Civil: Shopping malls, residential areas, retail stores (monitoring, access control, anti-theft).
3. Industrial & Energy: Factories, energy facilities (fire/explosion prevention, remote monitoring).
4. Education & Healthcare: Campus security, critical area management in hospitals.
5. Special Scenarios: Banks, museums,(high-security/environmental adaptation).
6. Smart Integration: Smart homes, IoT (POE power supply, data linkage).

2x0.22mm²

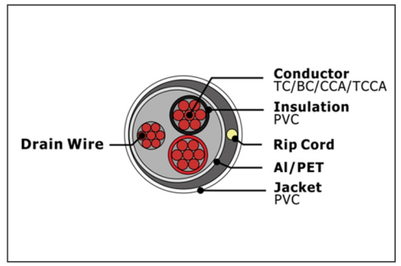

SPECIFICATION:

Conductor:			
2×(7/0.20mm)TC/BC/CCA/TCCA			
Dielectric:			
Type	PVC		
Diameter	0.95mm		
Color Code:	1.black	2.red	
Shield:	Aluminum Foil		
Drain Wire:	7 x 0.20mm (TC/BC/CCA/TCCA)		
Rip Cord:	Cotton Wire		
Jacket:	Type		PVC
	Diameter		3.10mm

ELECTRICAL PROPERTIES :

Temperature Rating	(-20℃ ~ +60℃)
Operating Voltage	300 Volts max
Capacitance	45pf/ft nom.
Impedance	40 Ohms nom.
DC Resistance	16.5 Ohms/M' at 20℃

SPECIFICATION:

Conductor:			
2×(7/0.20mm)TC/BC/CCA/TCCA			
Dielectric:			
Type	PVC		
Diameter	0.95mm		
Color Code:	1.black	2.red	
Shield:	Aluminum Foil		
Drain Wire:	7 x 0.20mm (TC/BC/CCA/TCCA)		
Rip Cord:	Cotton Wire		
Jacket:	Type		PVC
	Diameter		3.10mm

4x0.22mm²

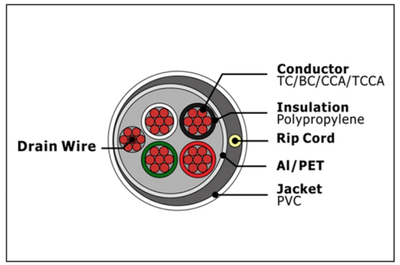

ELECTRICAL PROPERTIES :

Temperature Rating	(-20℃ ~ +60℃)
Operating Voltage	300 Volts max
Capacitance	45pf/ft nom.
Impedance	40 Ohms nom.
DC Resistance	16.5 Ohms/M' at 20℃

SECURITY ALARM CABLE

2×0.5+4x0.22mm² /2×0.5+6x0.22mm²

Application :

1. Public Safety: Urban surveillance, transportation hubs, government facilities.
2. Commercial & Civil: Shopping malls, residential areas, retail stores (monitoring, access control, anti-theft).
3. Industrial & Energy: Factories, energy facilities (fire/explosion prevention, remote monitoring).
4. Education & Healthcare: Campus security, critical area management in hospitals.
5. Special Scenarios: Banks, museums,(high-security/environmental adaptation).
6. Smart Integration: Smart homes, IoT (POE power supply, data linkage).

2x0.5+4x0.22mm²

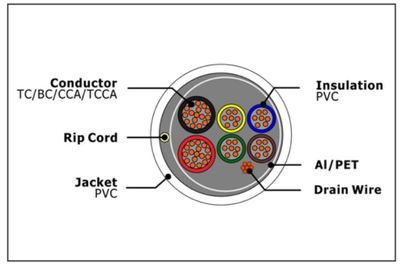

SPECIFICATION:

Conductor:					
6×(7/0.20mm)TC/BC/CCA/TCCA					
Dielectric:					
Type	PVC				
Diameter	0.95mm				
Color Code:	1.black	2.red	3.yellow	4.green	
Shield:	Aluminum Foil				
Drain Wire:	7x0.20mm TC/BC/CCA/TCCA				
Rip Cord:	Cotton Wire				
Jacket:	Type				PVC
	Diameter				4.6mm

Conductor:	
4×(7/0.20mm)TC/BC/CCA/TCCA	
Dielectric:	
Type	PVC
Diameter	0.95mm
Color Code:	1.black
	2.Red

SPECIFICATION:

Conductor:					
6×(7/0.20mm)TC/BC/CCA/TCCA					
Dielectric:					
Type	PVC				
Diameter	0.95mm				
Color Code:	1.black	2.red	3.yellow	4.green	5.brown
	6.White				
Shield:	Aluminum Foil				
Drain Wire:	7x0.20mm TC/BC/CCA/TCCA				
Rip Cord:	Cotton Wire				
Jacket:	Type				PVC
	Diameter				5.0mm

2x0.5+6x0.22mm²

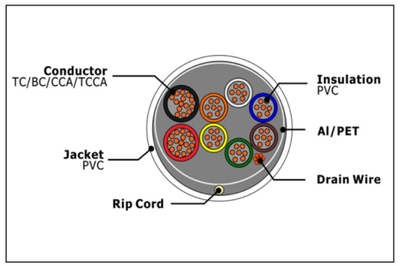

Conductor:	
2×(16/0.20mm)TC/BC/CCA/TCCA	
Dielectric:	
Type	PVC
Diameter	1.50mm
Color Code:	1.black
	2.Red

OPTICAL CABLE
GYXTY/GYXTW

Installation MethodAerial.Duct

Temperature Range

Transport/Storage temp : -40℃~ +70℃

Installation temp : -30℃~ +50℃

Operation temp : -40℃~ +70℃

Structural Characteristics

Fiber count	2~48
Loose tube	Colored fiber in PBT loose tube,filled with fiber gel
Armor	Single fine steel wires round the loose tube
Waterproof layer	Cable core filled with cable gel or water blocking tape,water blocking yarns.
Sheath	Polyethylene(PE)

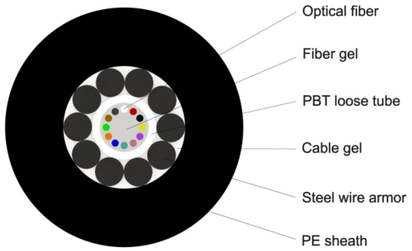

GYXTY

Technical Data

Fiber count	Cable outer dia (mm)	Cable weight (kg/km)	Min.bending radius(mm)		Permissible tensile force(N)		Permissible pressure force (N/100mm)	
			Static	Dynamic	Short-term	Long-term	Short-term	Long-term
2-12	8.3	71	10D	20D	1500	600	1000	300
14-24	9.4	126	10D	20D	1500	600	1000	300
26-36	10.3	145	10D	20D	1500	600	1000	300
38-48	11.3	168	10D	20D	1500	600	1000	300

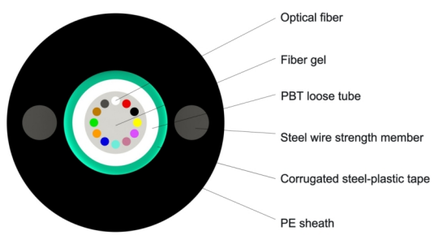

GYXTW

Installation MethodAerial.Duct

Temperature Range

Transport/Storage temp : -40℃~ +70℃

Installation temp : -30℃~ +50℃

Operation temp : -40℃~ +70℃

Structural Characteristics

Fiber count	2~48
Loose tube	Colored fiber in PBT loose tube,filled with fiber gel
Armor	Two parallel steel wires
Waterproof layer	Ensures nice moisture proof and side pressure resisting capability of cable.
Sheath	Polyethylene(PE)

Technical Data

Fiber count	Cable outer dia (mm)	Cable weight (kg/km)	Min.bending radius(mm)		Permissible tensile force(N)		Permissible pressure force (N/100mm)	
			Static	Dynamic	Short-term	Long-term	Short-term	Long-term
2-12	8	70	10D	20D	1500	600	1000	600
14-24	8.7	81	10D	20D	1500	600	1000	600
26-36	9.4	95	10D	20D	1500	600	1000	600
38-48	10	106	10D	20D	1500	600	1000	600

75 Ohm COAXIAL CABLE
GYXTC8S/GYTC8A

Installation MethodAerial.Duct

Temperature Range

Transport/Storage temp : -40℃~ +70℃

Installation temp : -30℃~ +50℃

Operation temp : -40℃~ +70℃

Structural Characteristics

Fiber count	2~48
Loose tube	Colored fiber in PBT loose tube,filled with fiber gel
Armor	Single fine steel wires round the loose tube
Waterproof layer	Cable core filled with cable gel or water blocking tape,water blocking yarns.
Corrugated steel-plastic tape	Ensures nice moisture proof and side pressure resisting capability of cable.
Messenger wire	Single steel wire or stranded steel wire
Sheath	Polyethylene(PE)

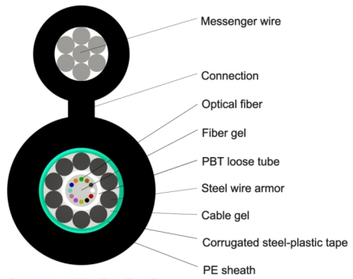

GYXTC8S

Technical Data

Fiber count	Cable outer dia (mm)	Cable weight (kg/km)	Min.bending radius(mm)		Permissible tensile force(N)		Permissible pressure force (N/100mm)	
			Static	Dynamic	Short-term	Long-term	Short-term	Long-term
2-12	9.3 * 16.7	161	10D	20D	6000	3000	1000	600
14-24	10.6 * 18.0	126	10D	20D	6000	3000	1000	600
26-36	11.5 * 18.9	245	10D	20D	6000	3000	1000	600
38-48	12.4 * 19.8	266	10D	20D	6000	3000	1000	600

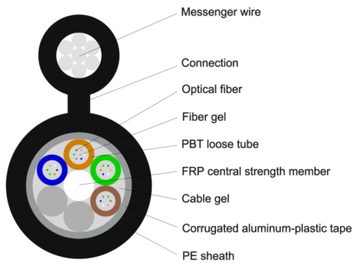

GYXTC8A

Installation MethodAerial.Duct

Temperature Range

Transport/Storage temp : -40℃~ +70℃

Installation temp : -30℃~ +50℃

Operation temp : -40℃~ +70℃

Structural Characteristics

Fiber count	2~288
Loose tube	Colored fiber in PBT loose tube,filled with fiber gel
Central strength member	Steel wire or FRP(Fiber Reinforce Plastic Rod)
Waterproof layer	Cable core filled with cable gel or water blocking tape,water blocking yarns.
Corrugated aluminum-plastic tape	Enhances cable's moisture proof performance and ensures cable's flexibility and anti-bending capability.
Messenger wire	Single steel wire or stranded steel wire
Sheath	Polyethylene(PE)

Technical Data

Fiber count	Cable outer dia (mm)	Cable weight (kg/km)	Min.bending radius(mm)		Permissible tensile force(N)		Permissible pressure force (N/100mm)	
			Static	Dynamic	Short-term	Long-term	Short-term	Long-term
2-36	10.5 * 17.9	155	10D	20D	6000	3000	1000	300
38-72	11.1 * 18.5	168	10D	20D	6000	3000	1000	300
74-84	11.9 * 19.3	182	10D	20D	6000	3000	1000	300
86-96	12.5 * 19.9	195	10D	20D	6000	3000	1000	300
98-108	13.2 * 20.6	208	10D	20D	6000	3000	1000	300
132-144	15.3 * 22.7	255	10D	20D	6000	3000	1000	300

OPTICAL CABLE

INDOOR FIBER OPTICAL CABLE

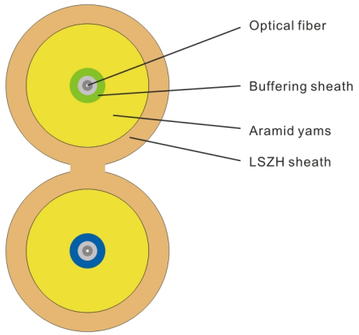

FIBER OPTIC CABLE PARAMETER

Fiber counts	Cable size (mm)	Cable weight (mm)	Permissible tensile force (N)		Permissible pressure (N/100mm)		Min bend radius (mm)		Running Temperature (℃)
			Long term	Short term	Long term	Short term	Dynamic	Static	
2	2.5×3.5	9	80	200	200	500	20d	10d	-20~+60
4	2.5×3.5	9	80	200	200	500	20d	10d	-20~+60
6	2.5×4.0	11	80	200	200	500	20d	10d	-20~+60
8	2.5×4.5	12	80	200	200	500	20d	10d	-20~+60
12	2.5×5.0	15	80	200	200	500	20d	10d	-20~+60
2	5.8	21	130	440	200	1000	20d	10d	-20~+60
4	5.8	23	130	440	200	1000	20d	10d	-20~+60
6	6.0	38	130	440	200	1000	20d	10d	-20~+60
8	6.5	45	130	440	200	1000	20d	10d	-20~+60
10	7.0	54	130	440	200	1000	20d	10d	-20~+60
12	7.0	64	130	440	200	1000	20d	10d	-20~+60

INDOOR FTTH CABLE

1-2 cores FTTH Cable

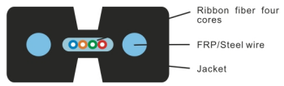

Ribbon fiber four cores FTTH cable

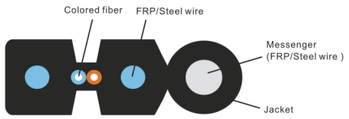

outdoor FTTH drop cable

FIBER OPTIC CABLE PARAMETER

Fiber counts	Cable size (mm)	Cable weight (mm)	Permissible tensile force (N)		Permissible pressure (N/100mm)		Min bend radius (mm)		Running Temperature (℃)
			Long term	Short term	Long term	Short term	Dynamic	Static	
1	2.0×3.0	8.1	40	80	500	1000	30	60	-20~+60
2	2.0×3.0	8.5	40	80	500	1000	30	60	-20~+60
4	2.0×4.0	9.8	40	80	500	1000	30	60	-20~+60